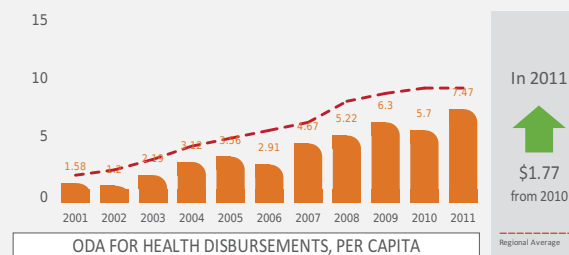
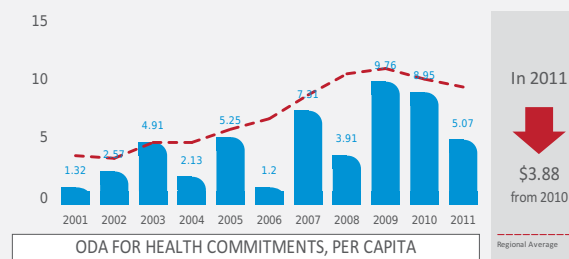
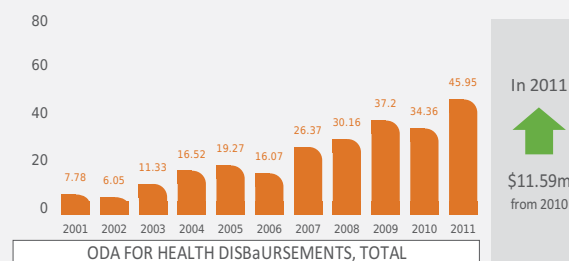
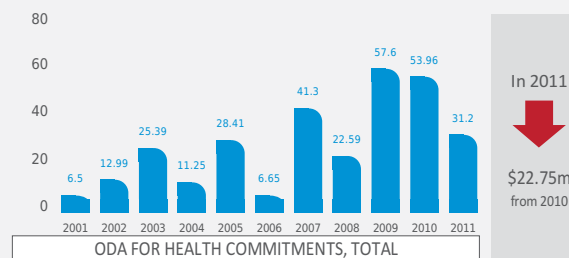


ODA Health Disbursements from 2001 to 2011 increased by **491%**. In 2011 MDG6 accounted for **71%** of all disbursements. It was **0%** in year 2001.

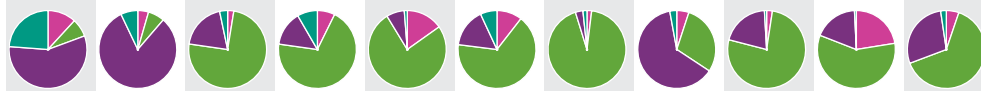
	2001	2002	2003	2004	2005	2006	2007	2008	2009	2010	2011
Population as of 30 June (Millions)	4.93	5.05	5.17	5.29	5.41	5.53	5.65	5.78	5.90	6.03	6.15
Commitments TOTAL ODA (Million constant 2010 US\$)	70.27	96.24	110.64	68.28	73.08	69.30	198.71	450.43	594.09	548.30	513.76
Disbursements TOTAL ODA (Million constant 2010 US\$)	102.71	80.84	75.17	76.87	91.06	92.47	133.90	438.14	527.71	544.41	1,154.51
ODA for Health Commitments (Million constant 2010 US\$)	6.50	12.99	25.39	11.25	28.41	6.65	41.30	22.59	57.60	53.96	31.20
ODA for Health Disbursements (Million constant 2010 US\$)	7.78	6.05	11.33	16.52	19.27	16.07	26.37	30.16	37.20	34.36	45.95
RATIO Health/Total ODA Commitments	0.09	0.13	0.23	0.16	0.39	0.10	0.21	0.05	0.10	0.10	0.06
RATIO Health/Total ODA Disbursements	0.08	0.07	0.15	0.21	0.21	0.17	0.20	0.07	0.07	0.06	0.04
Health Commitments per Capita (constant 2010 US\$)	1.32	2.57	4.91	2.13	5.25	1.20	7.31	3.91	9.76	8.95	5.07
Health Disbursements per Capita (constant 2010 US\$)	1.58	1.20	2.19	3.12	3.56	2.91	4.67	5.22	6.30	5.70	7.47
Regional Avg Health Commitments per Capita (const. 2010 US\$)	3.88	3.85	5.14	5.16	6.20	7.19	9.11	10.98	11.50	10.45	9.83
Regional Avg Health Disbursements per Capita (const. 2010 US\$)	2.09	2.67	3.62	4.63	5.26	5.88	6.77	8.41	9.16	9.69	9.64
Total Expenditure on Health (curr US\$ p.c.)	13.94	14.44	18.05	21.57	25.62	25.61	28.99	35.44	38.55	39.11	44.88
General Government Expenditure on Health (curr US\$ p.c.)	3.33	2.64	4.66	6.16	7.41	8.99	9.62	13.22	17.57	17.96	23.45
Private Expenditure on Health (curr US\$ p.c.)	10.60	11.80	13.39	15.41	18.20	16.63	19.37	22.22	20.98	21.15	21.44



Purpose of Allocation of ODA for Health

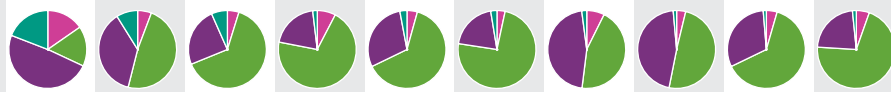
COMMITMENTS

	2001	2002	2003	2004	2005	2006	2007	2008	2009	2010	2011
Health Policy & Admin Management	0.77	0.58	0.65	0.82	4.31	0.70	0.80	1.14	1.38	12.12	1.63
MDG6 (Control of HIV/AIDs, TB, Malaria and other diseases)	0.49	0.89	18.97	7.86	21.62	4.42	38.52	6.60	44.15	31.54	19.98
Other Health Purposes	3.70	10.60	4.93	1.62	2.12	1.07	1.29	14.19	11.56	9.87	8.86
Reproductive Health & Family Planning	1.55	0.92	0.84	0.94	0.35	0.46	0.69	0.65	0.52	0.42	0.73
Grand Total	6.51	12.99	25.39	11.24	28.40	6.65	41.30	22.58	57.61	53.95	31.20



DISBURSEMENTS

	2001	2002	2003	2004	2005	2006	2007	2008	2009	2010	2011
Health Policy & Admin Management	-	0.93	0.65	0.79	1.47	0.69	0.89	2.22	1.40	1.54	2.49
MDG6 (Control of HIV/AIDs, TB, Malaria and other diseases)	-	1.01	5.46	10.58	13.57	10.20	19.53	13.46	18.36	21.77	32.41
Other Health Purposes	-	2.96	4.21	4.05	3.87	4.70	5.27	13.86	16.92	10.61	10.31
Reproductive Health & Family Planning	-	1.16	1.01	1.10	0.36	0.47	0.69	0.62	0.52	0.44	0.73
Grand Total	-	6.05	11.33	16.52	19.27	16.07	26.37	30.16	37.20	34.36	45.95



In the period 2010-2011 the total amount of US\$ Million **80.31** was disbursed from donors for implementation in **291** different transfers

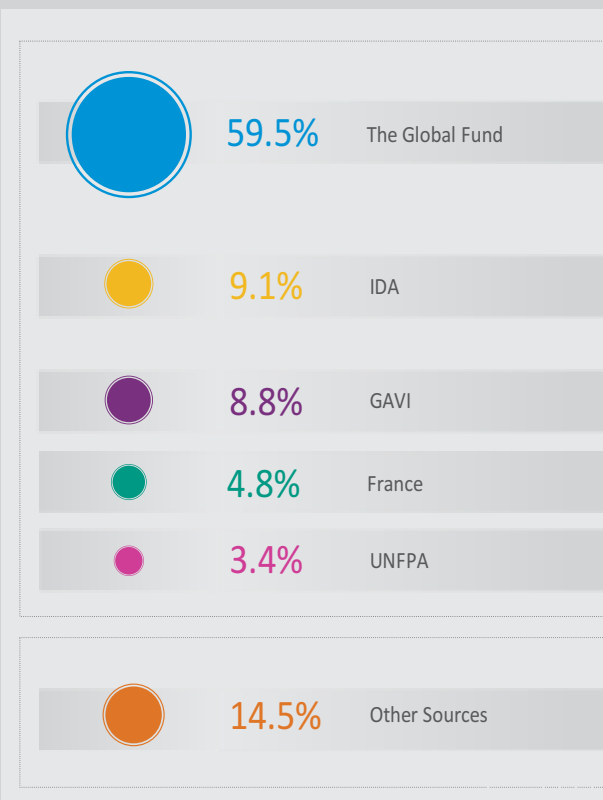
HOW MUCH DONORS DISBURSED IN 2010-2011

Bilateral	Number of Disbursements	Total
Australia	-	-
Austria	1	0.01
Belgium	2	0.12
Canada	8	0.28
Czech Republic	-	-
Denmark	2	1.73
Finland	-	-
France	27	3.84
Germany	10	1.11
Greece	-	-
Iceland	-	-
Ireland	-	-
Italy	4	0.23
Japan	7	0.20
Kuwait (KFAED)	-	-
Luxembourg	6	0.48
Netherlands	-	-
New Zealand	-	-
Norway	-	-
Portugal	-	-
Republic of Korea	-	-
Spain	14	0.34
Sweden	14	0.10
Switzerland	2	0.04
United Arab Emirates	-	-
United Kingdom	-	-
United States of America	4	0.84
TOTAL	101	9.32

Multilateral	Number of Disbursements	Total
AfDB	-	-
AfDF	-	-
Arab Fund (AFESD)	-	-
AsDB Special Funds	-	-
BADEA	-	-
EU Institutions	27	1.46
GAVI	12	7.03
IDA	6	7.28
IDB Sp. Fund	-	-
OFID	-	-
The Global Fund	11	47.80
UNAIDS	3	0.79
UNDP	6	0.97
UNFPA	66	2.74
UNICEF	43	1.88
UNPBF	-	-
UNRWA	-	-
WFP	1	0.30
WHO	15	0.74
TOTAL	190	70.99

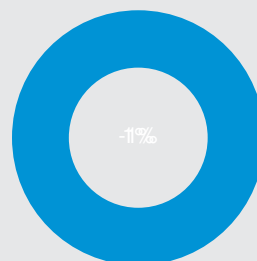
ACRONYMS: AFRO-WHO African Region; AMRO-WHO Region of the Americas; EMRO - WHO Eastern Mediterranean Region; EURO - WHO European Region; MDG-Millennium Development Goals; SEARO - WHO South-East Asia Region; UN - United Nations; WPRO - WHO Western Pacific Region; AIDF - African Development Fund; AFESD - Arab Fund for Economic and Social Development; AsDB Special Funds-Asian Development Bank; EU Institutions-European Commission, European Community; GAVI-Global Alliance for Vaccines and Immunization; The Global Fund - The Global Fund to Fight AIDS, Tuberculosis and Malaria; IDA-International Development Association (World Bank); IDBSp. Fund-Inter-American Development Bank, Special Fund; OFID - OPEC Fund for International Development; UNAIDS - Joint United Nations Programme on HIV/AIDS; UNDP - United Nations Development Programme; UNFPA - United Nations Population Fund; UNICEF - United Nations Children's Fund; UNPBF - United Nations Peace building

5 LARGEST SOURCES OF DISBURSEMENTS FOR HEALTH IN 2010-2011



7 largest SINGLE disbursements in 2010-2011

Amount	Year	Donor	Category
\$12.46m	2011	THE GLOBAL FUND	Malaria control
\$7.18m	2011	THE GLOBAL FUND	Malaria control
\$6.82m	2010	THE GLOBAL FUND	Std control including hiv/aids
\$5.58m	2011	THE GLOBAL FUND	Std control including hiv/aids
\$4.95m	2010	THE GLOBAL FUND	Malaria control
\$3.10m	2010	THE GLOBAL FUND	Malaria control
\$2.98m	2010	IDA	Basic nutrition



7
Largest Disbursements
in 2010-2011

284
Other Disbursements
in 2010-2011

SOURCE: This information was extracted on 03/01/2013 from the Creditor Reporting System (CRS) database maintained by the Organization for Economic Co-operation and Development (OECD), Statistics Department (<http://stats.oecd.org/Index.aspx>).

DEFINITIONS: CRS financial data presented here are commitments and disbursements. A commitment is a firm written obligation by a government or official agency, backed by the appropriation or availability of the necessary funds, to provide resources of a specified amount under specified financial terms and conditions and for specified development purposes. A disbursement is the release of funds to, or the purchase of goods or services for, a recipient; by extension, the amount thus spent. Disbursements record the actual international transfer of financial resources, or of goods or services valued at the cost to the donor. It can take several years to disburse a commitment. Yearly commitments and disbursements are presented in constant 2010 US\$ to ensure comparability over years. ODA for health volumes are also presented in US\$ per capita per year and according to allocation (i.e. policy purpose). Policy purposes used here are based on the original CRS statistical purpose codes, but have been aggregated to reflect, as far as possible, global health development benchmarks (i.e. MDG6; Reproductive Health & Family Planning).